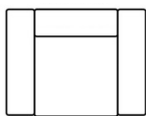


# ROCKEFELLER




## ELEMENTS

**1,5 seater**



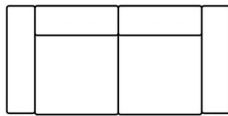
112 cm

**2,5 seater**



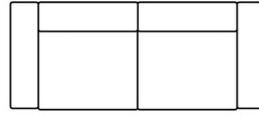
187 cm

**3 seater**



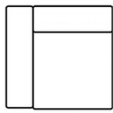
222 cm

**4 seater (also divisible available)**




262 cm

**AL-1,5W (arm left)  
1,5W-AR (arm right)**



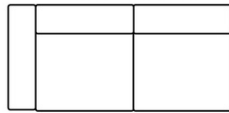
96 cm

**AL-2,5W (arm left)  
2,5W-AR (arm right)**



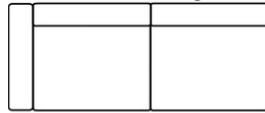
170 cm

**AL-3W (arm left)  
3W-AR (arm right)**




208 cm

**AL-4W (arm left)  
4W-AR (arm right)**



248 cm

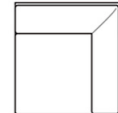
**LG**



165 cm

116 cm

**HH**



104 cm


104 cm

**PG**




81 cm  
Height: 48 cm

**1,5W**




81 cm

**2W**




116 cm

**2,5W**



153 cm

**3W**



188 cm

## STITCHING



piping

## LEGS



**X**



varnished  
or  
brut



dark wood



black



cherry



aluminum  
painted

**HEIGHT: 92 cm**  
**DEPTH: 108 cm**  
**SEAT DEPTH: 58 cm**  
**SEAT HEIGHT: 46 cm**  
**ARM HEIGHT: 61 cm**  
**ARM WIDTH: 19 cm**

## FRAME



beechwood



chipboard

## FILLING




blowed fibre



foam HR 43  
& SG 30 cm

## SUSPENSION



elastic belts



no-sag springs

BACK

SEAT