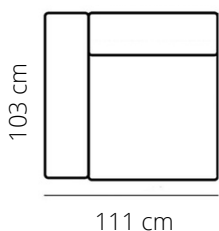


GROVER

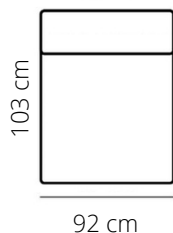


ELEMENTS

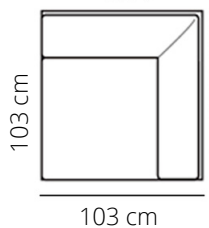
**AL-1,5W (arm left)
1,5W-AR (arm right)**



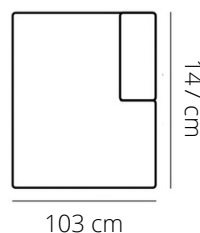
1,5W



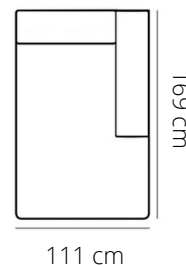
HH



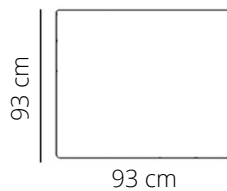
OEL/ OER



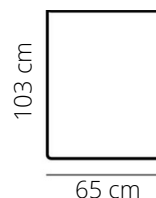
AL-LG/ LG-AR




PG



PK



STITCHING



flat seam

HEIGHT: 82 cm
DEPTH: 103 cm
SEAT HEIGHT: 48 cm
SEAT DEPTH: 55 cm / 68 cm
ARM HEIGHT: 69 cm
ARM WIDTH: 20 cm

PRODUCT INFO

FRAME



pinewood

FILLING


BACK



foam HR 23



fibre wool



cardboard

SEAT



foam HR 40



fibre wool



no-sag springs

1,5W/ 1 arm, 1,5W and the OE has an adjustable back