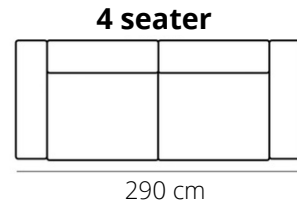
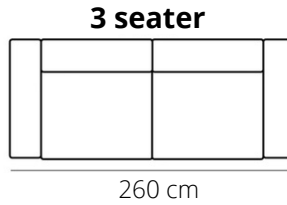
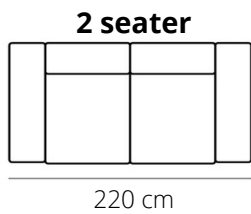
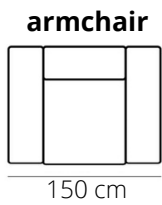



# NATHAN



## ELEMENTS



## STITCHING



flat seam

HEIGHT: 67 / 85 cm  
DEPTH: 113 cm  
SEAT DEPTH: 66 cm  
SEAT HEIGHT: 45 cm

## PRODUCT INFO

### FRAME



pinewood



chipboard

### FILLING

#### BACK



foam HR 23



fibre wool



elastic belts

#### SEAT



foam HR 43



fibre wool



no-sag springs

### SUSPENSION